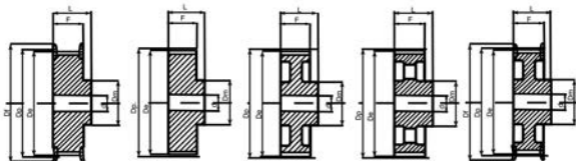


## TYPE OF BASIC STRUCTURE OF TIMING PULLEY



$P$  = Pitch is the distance between the axes of two adjacent teeth in spite of whether these teeth are on the pulley or the belt provided and measurement is taken on the circumference of pitch line

$Z$  = teeth Number

$D_p = \frac{P \cdot Z}{\pi}$  The pitch diameter is obtained from formula

$D_e$  = External diameter of pulley  $D_e = D_p - H_f$

$D_m$  = Hub diameter

$d$  = Bore diameter

$F$  = Tooth width

$L$  = Total length including hubs



## TEETH SIZE OF TIMING BELT AND ORIGINAL TEETH OUTLINE OF PULLEY

Detail Of BELT AND PULLEY	TEETH SIZE OF BELT	ORIGINAL TEETH OUTLINE OF PULLEY
L		
H		
XL		
XH		
XXH		

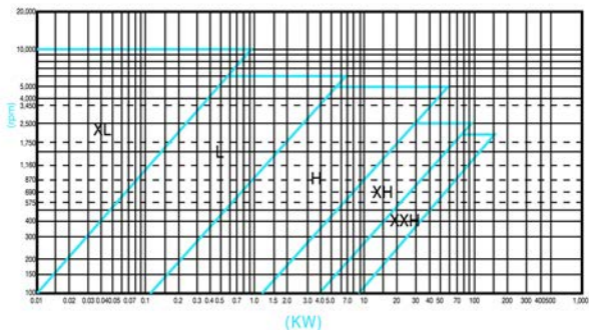
### MATERIALS USED FOR PULLEYS

Aluminium UN13571TA16  
suitable for anodic treatment  
Steel UNI C45  
Cast iron GG25 UNI 5007

The surface treatment of timing belt pulleys is black phosphated (except aluminium material)  
The timing belt pulleys that made of GG25 cast iron should be dynamically balanced. (Grade 6.3)

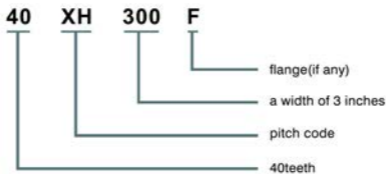


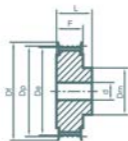
## DESIGN HORSEPOWER (HORSEPOWER SERVICE FACTOR)



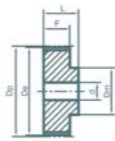
## DETAIL AND TYPE FOR TIMING BELT PULLEY

Example:





Type 0F



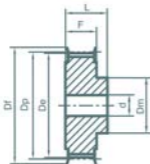
Type 1F



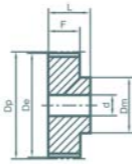
Type 2

## MXL025 PITCH 0.080" (2.032mm)

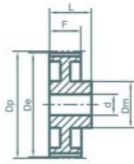
INFO		Size	Type	Z	Dp	De	Df	Dm	F	L	d	Flange No.	
ALUMINIUM	WITH FLANGE	16 MXL 025	0F	16	10.35	9.84	15	15	8.5	16	-	502	
		18 MXL 025	0F	18	11.64	11.12	16	16	8.5	16	-	503	
		20 MXL 025	0F	20	12.94	12.43	16	16	8.5	16	-	503	
		22 MXL 025	1F	22	14.23	13.72	17	10	11	16	3	504	
		24 MXL 025	1F	24	15.52	15.01	20	10	11	16	3	505	
		28 MXL 025	1F	28	18.11	17.60	25	11	11	16	3	506	
		30 MXL 025	1F	30	19.40	18.90	25	12	11	16	4	506	
		32 MXL 025	1F	32	20.70	20.19	26	14	11	16	4	507	
		36 MXL 025	1F	36	23.29	22.78	28	16	11	16	4	508	
		40 MXL 025	1F	40	25.87	25.37	32	18	11	16	4	509	
	42 MXL 025	1F	42	27.17	26.67	32	18	11	16	5	509		
	44 MXL 025	1F	44	28.46	27.95	36	18	11	16	5	510		
		WITHOUT FLANGE	48 MXL 025	2	48	31.05	30.54	-	20	11	16	5	-
			60 MXL 025	2	60	38.81	38.30	-	24	11	16	5	-
	72 MXL 025		2	72	46.57	46.06	-	25	11	16	6	-	



Type 1F



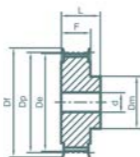
Type 2



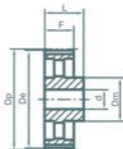
Type 3

## XL037 PITCH 1/5" (5.08mm)

INFO	Size	Type	Z	Dp	De	Df	Dm	F	L	d	Flange No.	
STEEL/ALUMINIUM	WITH FLANGE	10 XL 037	1F	10	16.17	15.66	23.0	9.5	14.3	20	-	1
		11 XL 037	1F	11	17.79	17.28	23.0	9.5	14.3	20	-	1
		12 XL 037	1F	12	19.40	18.90	25.0	10	14.3	20	-	2
		13 XL 037	1F	13	21.02	20.51	25.0	10	14.3	20	-	2
		14 XL 037	1F	14	22.64	22.13	28.0	15	14.3	20	-	4
		15 XL 037	1F	15	24.26	23.75	28.0	15	14.3	20	-	4
		16 XL 037	1F	16	25.87	25.36	32.0	16	14.3	20	-	5
		17 XL 037	1F	17	27.49	26.98	32.0	20	14.3	20	-	6
		18 XL 037	1F	18	29.11	28.60	35.0	20	14.3	20	-	7
		19 XL 037	1F	19	30.72	30.22	35.0	20	14.3	22	-	7
		20 XL 037	1F	20	32.34	31.83	38.0	23.5	14.3	22	-	9
		21 XL 037	1F	21	33.96	33.45	38.0	23.5	14.3	22	-	9
		22 XL 037	1F	22	35.57	35.07	41.0	25	14.3	22	6	10
		24 XL 037	1F	24	38.81	38.30	44.0	30	14.3	22	6	12
		26 XL 037	1F	26	42.04	41.53	48.0	30	14.3	22	8	11
		27 XL 037	1F	27	43.66	43.15	48.0	30	14.3	22	8	11
		28 XL 037	1F	28	45.28	44.77	51.0	34	14.3	22	8	16
		30 XL 037	1F	30	48.51	48.00	54.0	38	14.3	22	8	18
		32 XL 037	1F	32	51.74	51.24	57.0	38	14.3	25	8	20
34 XL 037	1F	34	54.98	54.47	61.0	38	14.3	25	8	22		
35 XL 037	1F	35	56.60	56.09	61.0	38	14.3	25	8	22		
ALUMINIUM	WITHOUT FLANGE	36 XL 037	2	36	58.21	57.70	-	45	14.3	25	8	-
		38 XL 037	2	38	61.45	60.94	-	45	14.3	25	8	-
		40 XL 037	2	40	64.68	64.17	-	45	14.3	25	8	-
		42 XL 037	2	42	67.91	67.41	-	45	14.3	25	8	-
		44 XL 037	2	44	71.15	70.64	-	45	14.3	25	8	-
		48 XL 037	3	48	77.62	77.11	-	45	14.3	25	10	-
		60 XL 037	3	60	97.02	96.51	-	45	14.3	25	10	-
		72 XL 037	3	72	116.42	115.92	-	45	14.3	25	10	-



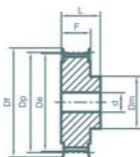
Type 1F



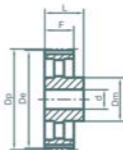
Type 4

## L050 PITCH 3/8" (9.525mm)

INFO		Size	Type	Z	Dp	De	Df	Dm	F	L	d	Flange No.
STEEL	WITH FLANGE	10 L 050	10	10	30.33	29.56	37.00	20	19.0	28	8	50
		11 L 050	11	11	33.35	32.59	37.00	22	19.0	30	8	50
		12 L 050	12	12	36.37	35.62	43.00	24	19.0	30	8	52
		13 L 050	13	13	39.41	38.65	44.00	28	19.0	30	8	54
		14 L 050	14	14	42.44	41.68	48.00	28	19.0	30	8	54
		15 L 050	15	15	45.48	44.72	51.00	34	19.0	30	8	55
		16 L 050	16	16	48.51	47.75	54.00	36	19.0	32	8	56
		17 L 050	17	17	51.54	50.78	57.00	36	19.0	32	10	57
		18 L 050	18	18	54.59	53.81	60.00	40	19.0	32	10	58
		19 L 050	19	19	57.61	56.84	64.00	40	19.0	32	10	59
		20 L 050	20	20	60.63	59.88	66.50	40	19.0	32	10	60
		21 L 050	21	21	63.68	62.91	70.00	45	19.0	32	10	61
		22 L 050	22	22	66.70	65.94	75.00	45	19.0	32	10	62
		23 L 050	23	23	69.73	68.97	79.00	55	19.0	32	10	63
		24 L 050	24	24	72.77	72.00	79.00	55	19.0	32	10	63
		25 L 050	25	25	75.80	75.04	82.50	58	19.0	32	10	64
		26 L 050	26	26	78.84	78.07	86.00	58	19.0	32	11	65
		27 L 050	27	27	81.88	81.10	86.00	58	19.0	32	11	65
		28 L 050	28	28	84.89	84.13	91.00	58	19.0	32	11	66
		30 L 050	30	30	90.96	90.20	97.00	70	19.0	32	11	68
		32 L 050	32	32	97.03	96.28	102.00	70	19.0	32	11	70
		33 L 050	33	33	100.05	99.29	106.00	70	19.0	32	11	71
		34 L 050	34	34	103.08	102.32	112.00	70	19.0	32	11	72
		35 L 050	35	35	106.12	105.35	112.00	70	19.0	32	11	72
36 L 050	36	36	109.14	108.39	115.00	70	19.0	32	11	74		
40 L 050	40	40	121.29	120.51	128.00	70	19.0	32	11	78		
42 L 050	42	42	127.34	126.57	135.00	70	19.0	32	11	80		
44 L 050	44	44	133.40	132.64	142.00	70	19.0	32	11	81		
45 L 050	45	45	136.44	135.67	142.00	70	19.0	32	11	81		
48 L 050	48	48	145.54	144.77	150.00	70	19.0	32	11	85		
CAST-IRON	WITHOUT FLANGE	50 L 050	4	50	151.60	150.63	-	70	19.0	32	14	-
		52 L 050	4	52	157.66	156.90	-	70	19.0	32	14	-
		56 L 050	4	56	169.79	169.02	-	70	19.0	32	14	-
		57 L 050	4	57	172.82	172.06	-	70	19.0	32	14	-
		60 L 050	4	60	181.92	181.15	-	75	19.0	42	14	-
		73 L 050	4	72	218.29	217.53	-	75	19.0	42	14	-
		84 L 050	4	84	254.69	253.92	-	75	19.0	42	14	-
		96 L 050	4	96	291.06	290.30	-	75	19.0	42	14	-



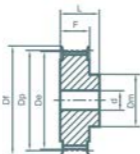
Type 1F



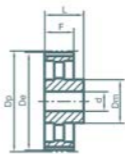
Type 4

## L075 PITCH 3/8" (9.525mm)

INFO		Size	Type	Z	Dp	De	Df	Dm	F	L	d	Flange No.
STEEL	WITH FLANGE	10 L 075	1F	10	30.33	29.56	37.0	20	25.4	38	8	50
		11 L 075	1F	11	33.35	32.59	37.0	22	25.4	38	8	52
		12 L 075	1F	12	36.37	35.62	43.0	24	25.4	38	8	50
		13 L 075	1F	13	39.41	38.65	44.0	28	25.4	38	8	83
		14 L 075	1F	14	42.44	41.68	48.0	28	25.4	38	11	54
		15 L 075	1F	15	45.48	44.72	51.0	34	25.4	38	11	55
		16 L 075	1F	16	48.51	47.75	54.0	36	25.4	38	11	56
		17 L 075	1F	17	51.54	50.78	57.0	36	25.4	38	11	57
		18 L 075	1F	18	54.59	53.81	60.0	40	25.4	38	11	58
		19 L 075	1F	19	57.61	56.84	64.0	40	25.4	38	11	59
		20 L 075	1F	20	60.63	59.88	66.5	40	25.4	38	11	60
		21 L 075	1F	21	63.66	62.91	70.0	45	25.4	38	11	61
		22 L 075	1F	22	66.70	65.94	75.0	45	25.4	38	11	62
		23 L 075	1F	23	69.73	68.97	79.0	55	25.4	38	11	63
		24 L 075	1F	24	72.77	72.00	79.0	55	25.4	38	11	63
		25 L 075	1F	25	75.80	75.04	82.5	58	25.4	38	11	64
		26 L 075	1F	26	78.84	78.07	86.0	58	25.4	38	11	65
		27 L 075	1F	27	81.86	81.10	86.0	58	25.4	38	11	65
		28 L 075	1F	28	84.89	84.13	91.0	58	25.4	38	11	66
		30 L 075	1F	30	90.96	90.20	97.0	70	25.4	38	11	68
		32 L 075	1F	32	97.03	96.26	102.0	70	25.4	38	11	70
		33 L 075	1F	33	100.05	99.29	106.0	70	25.4	38	11	71
		34 L 075	1F	34	103.08	102.32	112.0	70	25.4	38	11	72
		35 L 075	1F	35	106.12	105.35	112.0	70	25.4	38	11	72
36 L 075	1F	36	109.14	108.39	115.0	70	25.4	38	11	74		
40 L 075	1F	40	121.29	120.51	128.0	70	25.4	38	11	78		
42 L 075	1F	42	127.34	126.57	135.0	70	25.4	38	11	80		
44 L 075	1F	44	133.40	132.64	142.0	70	25.4	38	11	81		
45 L 075	1F	45	136.44	135.67	142.0	70	25.4	38	11	81		
48 L 075	1F	48	145.54	144.77	150.0	70	25.4	38	11	85		
CAST-IRON	WITHOUT FLANGE	50 L 075	4	50	151.60	150.83	-	70	25.4	38	14	-
		52 L 075	4	52	157.66	156.90	-	70	25.4	38	14	-
		56 L 075	4	56	169.79	169.02	-	70	25.4	38	14	-
		57 L 075	4	57	172.82	172.06	-	70	25.4	38	14	-
		60 L 075	4	60	181.92	181.15	-	75	25.4	45	14	-
		72 L 075	4	72	218.29	217.53	-	75	25.4	45	14	-
		84 L 075	4	84	254.69	253.92	-	75	25.4	45	14	-
		96 L 075	4	96	291.06	290.30	-	75	25.4	45	14	-



Type 1F

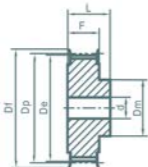


Type 4

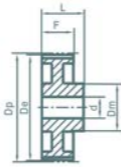
## L100 PITCH 3/8" 9.525mm

INFO	Size	Type	Z	Dp	De	Df	Dm	F	L	d	Flange No.		
STEEL	WITH FLANGE	10 L 100	1F	10	30.33	29.56	37.0	20	31.8	45	8	50	
		11 L 100	1F	11	33.35	32.59	37.0	22	31.8	45	8	50	
		12 L 100	1F	12	36.37	35.62	43.0	24	31.8	45	8	52	
		13 L 100	1F	13	39.41	38.65	44.0	28	31.8	45	8	83	
		14 L 100	1F	14	42.44	41.68	48.0	28	31.8	45	11	54	
		15 L 100	1F	15	45.48	44.72	51.0	34	31.8	45	11	55	
		16 L 100	1F	16	48.51	47.75	54.0	36	31.8	45	11	56	
		17 L 100	1F	17	51.54	50.78	57.0	36	31.8	45	11	57	
		18 L 100	1F	18	54.59	53.81	60.0	40	31.8	45	11	58	
		19 L 100	1F	19	57.61	56.84	64.0	40	31.8	45	11	59	
		20 L 100	1F	20	60.63	59.88	66.5	40	31.8	45	11	60	
		21 L 100	1F	21	63.68	62.91	70.0	45	31.8	45	11	61	
		22 L 100	1F	22	66.70	65.94	75.0	45	31.8	45	11	62	
		23 L 100	1F	23	69.73	68.97	79.0	55	31.8	45	11	63	
		24 L 100	1F	24	72.77	72.00	79.0	55	31.8	45	11	63	
		25 L 100	1F	25	75.80	75.04	82.5	58	31.8	45	11	64	
		26 L 100	1F	26	78.84	78.07	86.0	58	31.8	45	11	65	
		27 L 100	1F	27	81.86	81.10	86.0	58	31.8	45	11	65	
		28 L 100	1F	28	84.89	84.13	91.0	58	31.8	45	11	66	
		30 L 100	1F	30	90.96	90.20	97.0	70	31.8	45	11	68	
32 L 100	1F	32	97.03	96.26	102.0	70	31.8	45	11	70			
33 L 100	1F	33	103.05	99.29	106.0	70	31.8	45	11	71			
34 L 100	1F	34	103.08	102.32	112.0	70	31.8	45	11	72			
35 L 100	1F	35	106.12	105.35	112.0	70	31.8	45	11	72			
36 L 100	1F	36	109.14	108.39	115.0	70	31.8	45	11	74			
40 L 100	1F	40	121.29	120.51	128.0	70	31.8	45	11	78			
42 L 100	1F	42	127.34	126.57	135.0	70	31.8	45	11	80			
44 L 100	1F	44	133.40	132.64	142.0	70	31.8	45	11	81			
45 L 100	1F	45	136.44	135.67	142.0	70	31.8	45	11	81			
48 L 100	1F	48	145.54	144.77	150.0	70	31.8	45	11	85			
CAST IRON	WITHOUT FLANGE	50 L 100	4	50	151.60	150.83	-	70	31.8	45	14	-	
		52 L 100	4	52	157.66	156.90	-	70	31.8	45	14	-	
		56 L 100	4	56	169.79	169.02	-	70	31.8	45	14	-	
		57 L 100	4	57	172.82	172.06	-	70	31.8	45	14	-	
		60 L 100	4	60	181.92	181.15	-	75	31.8	45	14	-	
		72 L 100	4	72	218.29	217.53	-	75	31.8	45	14	-	
		84 L 100	4	84	254.69	253.92	-	75	31.8	45	14	-	
		96 L 100	4	96	291.06	290.30	-	75	31.8	45	14	-	

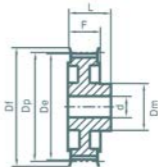




Type 1F



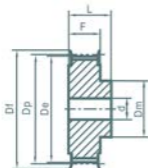
Type 4



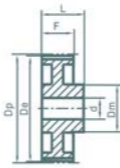
Type 5F

## H075 PITCH 1/2" (12.70mm)

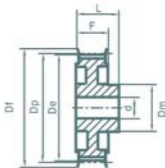
INFO		Size	Type	Z	Dp	De	Df	Dm	F	L	d	Flange No.	
STEEL	WITH FLANGE	14 H 075	1F	14	56.59	55.22	64.0	40	26.4	40	-	59	
		15 H 075	1F	15	60.64	59.27	66.5	45	26.4	40	-	60	
		16 H 075	1F	16	64.67	63.31	70.0	45	26.4	40	-	-	61
		17 H 075	1F	17	68.72	67.35	75.0	45	26.4	40	-	-	62
		18 H 075	1F	18	72.77	71.39	79.0	55	26.4	40	-	-	63
		19 H 075	1F	19	76.81	75.44	82.5	60	26.4	40	11	-	64
		20 H 075	1F	20	80.85	79.48	87.0	62	26.4	40	11	-	76
		21 H 075	1F	21	84.89	83.52	91.0	65	26.4	40	11	-	66
		22 H 075	1F	22	88.93	87.56	94.0	68	26.4	40	11	-	67
		23 H 075	1F	23	92.98	91.61	97.0	72	26.4	40	11	-	68
		24 H 075	1F	24	97.03	95.65	102.0	72	26.4	40	11	-	70
		25 H 075	1F	25	101.06	99.69	106.0	72	26.4	40	11	-	71
		26 H 075	1F	26	105.11	103.73	112.0	80	26.4	40	11	-	72
		27 H 075	1F	27	109.15	107.78	115.0	80	26.4	40	11	-	74
		28 H 075	1F	28	113.18	111.82	120.0	80	26.4	40	11	-	75
		30 H 075	1F	30	121.29	119.90	128.0	80	26.4	40	11	-	78
		32 H 075	1F	32	129.30	127.99	135.0	80	26.4	40	11	-	80
		33 H 075	1F	33	133.40	132.03	142.0	80	26.4	40	11	-	81
		34 H 075	1F	34	137.45	136.07	142.0	80	26.4	40	11	-	81
		35 H 075	1F	35	141.49	140.12	150.0	80	26.4	40	11	-	85
36 H 075	1F	36	145.54	144.16	150.0	80	26.4	40	11	-	85		
38 H 075	1F	38	153.62	152.24	158.0	80	26.4	40	11	-	86		
40 H 075	1F	40	161.70	160.33	168.0	80	26.4	40	11	-	90		
42 H 075	1F	42	169.79	168.41	184.0	80	26.4	40	11	-	94		
CAST-IRON	WITHOUT FLANGE	44 H 075	5F	44	177.80	176.50	184.0	80	26.4	40	14	95	
		48 H 075	5F	48	194.03	192.67	200.0	90	26.4	45	14	100	
		50 H 075	6	50	202.13	200.75	-	90	26.4	45	14	-	



Type 1F



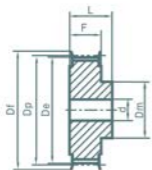
Type 4



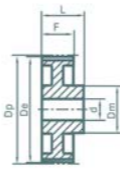
Type 5F

## H100 PITCH 1/2" (12.70mm)

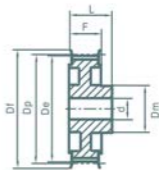
INFO	Size	Type	Z	Dp	De	Df	Dm	F	L	d	Flange No.	
STEEL	WITH FLANGE	14 H 100	1F	14	56.59	55.22	64.0	40	31.8	45	-	59
		15 H 100	1F	15	60.64	59.27	66.5	45	31.8	45	-	60
		16 H 100	1F	16	64.67	63.31	70.0	45	31.8	45	-	61
		17 H 100	1F	17	68.72	67.35	75.0	45	31.8	45	-	62
		18 H 100	1F	18	72.77	71.39	79.0	55	31.8	45	-	63
		19 H 100	1F	19	76.81	75.44	82.5	60	31.8	45	14	64
		20 H 100	1F	20	80.85	79.48	87.0	62	31.8	45	14	76
		21 H 100	1F	21	84.89	83.52	91.0	65	31.8	45	14	66
		22 H 100	1F	22	88.93	87.56	94.0	68	31.8	45	14	67
		23 H 100	1F	23	92.98	91.61	97.0	72	31.8	45	14	68
		24 H 100	1F	24	97.03	95.65	102.0	72	31.8	45	14	70
		25 H 100	1F	25	101.06	99.69	106.0	72	31.8	45	14	71
		26 H 100	1F	26	105.11	103.73	112.0	80	31.8	45	14	72
		27 H 100	1F	27	109.15	107.78	115.0	80	31.8	45	14	74
		28 H 100	1F	28	113.18	111.82	120.0	80	31.8	45	14	75
		29 H 100	1F	29	117.23	115.86	120.0	80	31.8	45	14	75
30 H 100	1F	30	121.29	119.90	128.0	80	31.8	45	14	78		
32 H 100	1F	32	129.30	127.99	135.0	80	31.8	45	14	80		
33 H 100	1F	33	133.40	132.03	142.0	80	31.8	45	14	81		
34 H 100	1F	34	137.45	136.07	142.0	80	31.8	45	14	81		
35 H 100	1F	35	141.49	140.12	150.0	80	31.8	45	14	85		
36 H 100	1F	36	145.54	144.16	150.0	80	31.8	45	14	85		
38 H 100	1F	38	153.62	152.24	158.0	80	31.8	45	14	86		
40 H 100	1F	40	161.70	160.33	168.0	80	31.8	45	14	90		
42 H 100	1F	42	169.79	168.41	180.0	80	31.8	45	14	94		
CAST-IRON	WITHOUT FLANGE	44 H 100	5F	44	177.86	176.50	184.0	80	31.8	50	14	95
		45 H 100	5F	45	181.91	180.54	192.0	80	31.8	50	14	96
		48 H 100	5F	48	194.03	192.67	200.0	90	31.8	50	14	100
		50 H 100	4	50	202.13	200.75	-	90	31.8	50	19	-
		52 H 100	4	52	210.21	208.84	-	90	31.8	50	19	-
		58 H 100	4	58	234.47	233.09	-	90	31.8	50	19	-
		60 H 100	4	60	242.55	241.16	-	120	31.8	50	19	-
		70 H 100	4	70	282.98	281.61	-	120	31.8	55	19	-
		72 H 100	4	72	291.06	289.69	-	120	31.8	55	19	-
		84 H 100	4	84	338.57	338.20	-	120	31.8	55	19	-
96 H 100	4	96	388.08	386.71	-	120	31.8	60	19	-		
120 H 100	4	120	485.12	483.73	-	120	31.8	60	19	-		



Type 1F



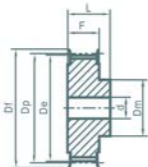
Type 4



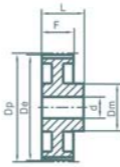
Type 5F

## H150 PITCH 1/2" (12.70mm)

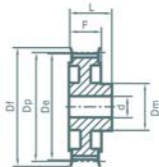
INFO	Size	Type	Z	Dp	De	Df	Dm	F	L	d	Flange No.	
STEEL	WITH FLANGE	14 H 150	1F	14	56.59	55.22	64.0	42	46.0	58	-	59
		15 H 150	1F	15	60.64	59.27	66.5	45	46.0	58	-	60
		16 H 150	1F	16	64.67	63.31	70.0	45	46.0	58	-	61
		17 H 150	1F	17	68.72	67.35	75.0	45	46.0	58	-	62
		18 H 150	1F	18	72.77	71.39	79.0	55	46.0	58	-	63
		19 H 150	1F	19	76.81	75.44	82.5	60	46.0	58	-	64
		20 H 150	1F	20	80.85	79.48	87.0	62	46.0	58	-	76
		21 H 150	1F	21	84.89	83.52	91.0	65	46.0	58	-	66
		22 H 150	1F	22	88.93	87.56	94.0	68	46.0	58	-	67
		23 H 150	1F	23	92.98	91.61	97.0	72	46.0	58	-	68
		24 H 150	1F	24	97.03	95.65	102.0	72	46.0	58	-	70
		25 H 150	1F	25	101.06	99.69	106.0	72	46.0	58	-	71
		26 H 150	1F	26	105.11	103.73	112.0	80	46.0	58	-	72
		27 H 150	1F	27	109.15	107.78	115.0	80	46.0	58	-	74
		28 H 150	1F	28	113.18	111.82	120.0	80	46.0	58	-	75
		29 H 150	1F	29	117.23	115.86	120.0	80	46.0	58	-	75
		30 H 150	1F	30	121.29	119.90	128.0	80	46.0	58	-	78
		32 H 150	1F	32	129.30	127.99	135.0	80	46.0	58	-	80
		33 H 150	1F	33	133.40	132.03	142.0	80	46.0	58	-	81
		34 H 150	1F	34	137.45	136.07	142.0	80	46.0	58	-	81
35 H 150	1F	35	141.49	140.12	150.0	80	46.0	58	-	85		
36 H 150	1F	36	145.54	144.16	150.0	80	46.0	58	-	85		
38 H 150	1F	38	153.62	152.24	158.0	80	46.0	58	-	86		
40 H 150	1F	40	161.70	160.33	168.0	80	46.0	58	-	90		
42 H 150	1F	42	169.79	168.41	180.0	80	46.0	58	-	94		
CAST-IRON	WITHOUT FLANGE	44 H 150	5F	44	177.88	176.50	184.00	80	46.0	65	19	95
		45 H 150	5F	45	181.91	180.54	192.00	80	46.0	65	19	96
		46 H 150	5F	46	194.03	192.67	200.00	90	46.0	65	19	100
		50 H 150	4	50	202.13	200.75	-	90	46.0	65	19	-
		52 H 150	4	52	210.21	208.84	-	90	46.0	65	19	-
		58 H 150	4	58	234.47	233.09	-	90	46.0	65	19	-
		60 H 150	4	60	242.55	241.18	-	120	46.0	65	19	-
		70 H 150	4	70	282.98	281.61	-	120	46.0	65	24	-
		72 H 150	4	72	291.06	289.69	-	120	46.0	65	24	-
		84 H 150	4	84	339.57	338.20	-	120	46.0	65	24	-
		96 H 150	4	96	388.09	386.71	-	120	46.0	65	24	-
		120 H 150	4	120	485.12	483.73	-	120	46.0	65	24	-



Type 1F



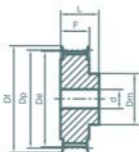
Type 4



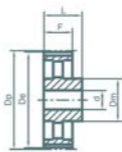
Type 5F

## H200 PITCH 1/2" (12.70mm)

INFO	Size	Type	Z	Dp	De	Df	Dm	F	L	d	Flange No.	
STEEL	WITH FLANGF	14 H 200	1F	14	56.59	55.22	64.0	42	58.7	70	-	59
		15 H 200	1F	15	60.64	59.27	66.5	45	58.7	70	-	60
		16 H 200	1F	16	64.67	63.31	70.0	45	58.7	70	-	61
		17 H 200	1F	17	68.72	67.35	75.0	45	58.7	70	-	62
		18 H 200	1F	18	72.77	71.39	79.0	55	58.7	70	-	63
		19 H 200	1F	19	76.81	75.44	82.5	60	58.7	70	-	64
		20 H 200	1F	20	80.85	79.48	87.0	62	58.7	70	-	65
		21 H 200	1F	21	84.89	83.52	91.0	65	58.7	70	-	66
		22 H 200	1F	22	88.93	87.56	94.0	68	58.7	70	-	67
		23 H 200	1F	23	92.98	91.61	97.0	72	58.7	70	-	68
		24 H 200	1F	24	97.03	95.65	102.0	72	58.7	70	-	70
		25 H 200	1F	25	101.06	99.69	106.0	72	58.7	70	-	71
		26 H 200	1F	26	105.11	103.73	112.0	80	58.7	70	-	72
		27 H 200	1F	27	109.15	107.78	115.0	80	58.7	70	-	74
		28 H 200	1F	28	113.18	111.82	120.0	80	58.7	70	-	75
		29 H 200	1F	29	117.23	115.86	120.0	80	58.7	70	-	75
30 H 200	1F	30	121.29	119.90	128.0	80	58.7	70	-	78		
32 H 200	1F	32	129.30	127.99	135.0	80	58.7	70	-	80		
33 H 200	1F	33	133.40	132.03	142.0	80	58.7	70	-	81		
34 H 200	1F	34	137.45	136.07	142.0	80	58.7	70	-	81		
35 H 200	1F	35	141.49	140.12	150.0	80	58.7	70	-	85		
36 H 200	1F	36	145.54	144.16	150.0	80	58.7	70	-	85		
38 H 200	1F	38	153.62	152.24	158.0	80	58.7	70	-	86		
40 H 200	1F	40	161.70	160.33	168.0	80	58.7	70	-	90		
42 H 200	1F	42	169.79	168.41	180.0	80	58.7	70	-	94		
CAST-IRON	WITHOUT FLANGF	44 H 200	5F	44	177.88	176.50	184.0	80	58.7	70	19	95
		45 H 200	5F	45	181.91	180.54	192.0	80	58.7	70	19	96
		46 H 200	5F	48	194.03	192.67	200.0	90	58.7	75	24	100
		50 H 200	4	50	202.13	200.75	-	90	58.7	75	24	-
		52 H 200	4	52	210.21	208.84	-	90	58.7	75	24	-
		58 H 200	4	58	234.47	233.09	-	90	58.7	75	24	-
		60 H 200	4	60	242.55	241.16	-	120	58.7	75	24	-
		70 H 200	4	70	282.98	281.61	-	120	58.7	75	28	-
		72 H 200	4	72	291.06	289.69	-	120	58.7	75	28	-
		84 H 200	4	84	339.57	338.20	-	120	58.7	75	28	-
		96 H 200	4	96	388.09	386.71	-	120	58.7	75	28	-
		120 H 200	4	120	485.12	483.73	-	120	58.7	75	28	-



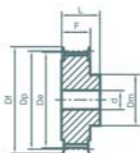
Type 1F



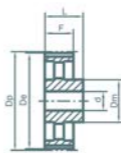
Type 4

## H300 PITCH 1/2" (12.70mm)

INFO		Size	Type	Z	Dp	De	Df	Dm	F	L	d	Flange No.
STEEL	WITH FLANGE	14 H 300	1F	14	56.59	55.22	64.0	42	85.7	100	-	59
		15 H 300	1F	15	60.64	59.27	66.5	45	85.7	100	-	60
		16 H 300	1F	16	64.67	63.31	70.0	45	85.7	100	-	61
		17 H 300	1F	17	68.72	67.35	75.0	45	85.7	100	-	62
		18 H 300	1F	18	72.77	71.39	79.0	55	85.7	100	-	63
		19 H 300	1F	19	76.81	75.44	82.5	60	85.7	100	-	64
		20 H 300	1F	20	80.85	79.48	87.0	62	85.7	100	-	78
		21 H 300	1F	21	84.89	83.52	91.0	65	85.7	100	-	66
		22 H 300	1F	22	88.93	87.56	94.0	68	85.7	100	-	67
		23 H 300	1F	23	92.98	91.61	97.0	72	85.7	100	-	68
		24 H 300	1F	24	97.03	95.65	102.0	72	85.7	100	-	70
		25 H 300	1F	25	101.06	99.69	106.0	72	85.7	100	-	71
		26 H 300	1F	26	105.11	103.73	112.0	80	85.7	100	-	72
		27 H 300	1F	27	109.15	107.78	115.0	80	85.7	100	-	74
		28 H 300	1F	28	113.18	111.82	120.0	80	85.7	100	-	75
		30 H 300	1F	30	121.29	119.90	128.0	80	85.7	100	-	78
		32 H 300	1F	32	129.30	127.99	135.0	80	85.7	100	-	80
		33 H 300	1F	33	133.40	132.03	142.0	80	85.7	100	-	81
		34 H 300	1F	34	137.45	136.07	142.0	80	85.7	100	-	81
		35 H 300	1F	35	141.49	140.12	150.0	80	85.7	100	-	85
36 H 300	1F	36	145.54	144.16	150.0	80	85.7	100	-	85		
38 H 300	1F	38	153.62	152.24	158.0	80	85.7	100	-	86		
40 H 300	1F	40	161.70	160.33	168.0	80	85.7	100	-	90		
42 H 300	1F	42	169.79	168.41	180.0	80	85.7	100	-	94		
CAST-IRON	WITHOUT FLANGE	44 H 300	4	44	177.88	176.50	-	80	85.7	100	24	-
		48 H 300	4	48	194.03	192.67	-	90	85.7	100	24	-
		50 H 300	4	50	202.13	200.75	-	90	85.7	100	24	-
		58 H 300	4	58	234.47	233.09	-	90	85.7	100	24	-
		60 H 300	4	60	242.55	241.18	-	120	85.7	100	24	-
		72 H 300	4	72	291.06	289.69	-	120	85.7	100	28	-
		84 H 300	4	84	339.57	338.20	-	120	85.7	100	28	-
		96 H 300	4	96	388.09	386.71	-	120	85.7	100	28	-
120 H 300	4	120	485.12	483.73	-	120	85.7	100	28	-		



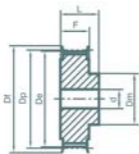
Type 1F



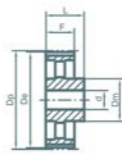
Type 4

## XH200 PITCH 7/8" (22.22mm)

MATERIAL	INFO	Size	Type	Z	Dp	De	Df	Dm	F	L	d	Flange No.
STEEL	WITH FLANGE	18 XH 200	1F	18	127.34	124.55	140.0	100	65	80	24	155
		19 XH 200	1F	19	134.41	131.62	146.0	100	65	80	24	156
		20 XH 200	1F	20	141.49	138.69	155.0	100	65	80	24	157
		21 XH 200	1F	21	148.56	145.77	160.0	110	65	80	24	158
		22 XH 200	1F	22	155.64	152.84	170.0	110	65	80	24	159
		24 XH 200	1F	24	169.79	166.99	184.0	120	65	80	24	161
		25 XH 200	1F	25	176.86	174.07	188.0	120	65	80	24	162
		26 XH 200	1F	26	183.93	181.14	198.0	120	65	80	24	163
		27 XH 200	1F	27	191.01	188.22	205.0	120	65	80	24	164
		28 XH 200	1F	28	198.09	195.29	212.0	120	65	80	24	165
		30 XH 200	1F	30	212.23	209.44	227.0	120	65	80	24	167
		32 XH 200	1F	32	226.38	223.59	240.0	120	65	80	24	169
		34 XH 200	1F	34	240.53	237.74	256.0	120	65	80	24	170
		CAST-IRON	WITHOUT FLANGE	*38 XH 200	4	38	268.83	266.03	-	150	65	80
*40 XH 200	4			40	282.98	280.18	-	150	65	100	28	-
*48 XH 200	4			48	339.57	336.78	-	150	65	100	28	-
*60 XH 200	4			60	424.47	421.67	-	150	65	100	28	-
*72 XH 200	4			72	509.36	506.56	-	160	65	100	28	-
*84 XH 200	4			84	594.25	591.46	-	160	65	100	28	-
*96 XH 200	4			96	679.15	676.35	-	160	65	100	28	-
*120 XH 200	4	120	848.93	846.14	-	160	65	100	28	-		



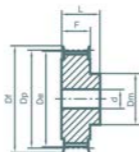
Type 1F



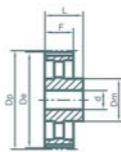
Type 4

## XH300 PITCH 7/8" 22.22mm

INFO	Size	Type	Z	Dp	De	Df	Dm	F	L	d	Flange No.	
STEEL	WITH FLANGE	18 XH 300	1F	18	127.34	124.55	140.0	100	90.5	110	28	155
		19 XH 300	1F	19	134.41	131.62	146.0	100	90.5	110	28	156
		20 XH 300	1F	20	141.49	138.69	155.0	100	90.5	110	28	157
		21 XH 300	1F	21	148.56	145.77	160.0	110	90.5	110	28	158
		22 XH 300	1F	22	155.64	152.84	170.0	110	90.5	110	28	159
		24 XH 300	1F	24	169.79	166.99	184.0	120	90.5	110	28	161
		25 XH 300	1F	25	176.86	174.07	188.0	120	90.5	110	28	162
		26 XH 300	1F	26	183.93	181.14	198.0	120	90.5	110	28	163
		27 XH 300	1F	27	191.01	188.22	205.0	120	90.5	110	28	164
		28 XH 300	1F	28	198.09	195.29	212.0	150	90.5	110	28	165
		30 XH 300	1F	30	212.23	209.44	227.0	150	90.5	110	28	167
		32 XH 300	1F	32	226.38	223.59	240.0	150	90.5	110	28	169
		34 XH 300	1F	34	240.53	237.74	256.0	150	90.5	110	28	170
		CAST-IRON	WITHOUT FLANGE	*38 XH 300	4	38	268.83	266.03	-	150	90.5	120
*40 XH 300	4			40	282.96	280.18	-	150	90.5	120	32	-
*48 XH 300	4			48	339.57	336.78	-	175	90.5	120	32	-
*60 XH 300	4			60	424.47	421.67	-	175	90.5	120	32	-
*72 XH 300	4			72	509.36	506.56	-	175	90.5	120	32	-
*84 XH 300	4			84	594.25	591.45	-	175	90.5	120	32	-
*96 XH 300	4			96	679.15	676.35	-	175	90.5	120	32	-
*120 XH 300	4			120	848.93	846.14	-	175	90.5	120	32	-



Type 1F

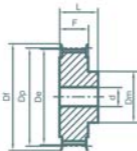


Type 4

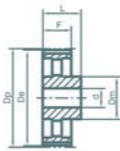
## XH400 PITCH 7/8" 22.22mm

INFO		Size	Type	Z	Dp	De	Df	Dm	F	L	d	Flange No.
STEEL	WITH FLANGE	18 XH 400	1F	18	127.34	124.55	140.0	100	118	132	32	155
		19 XH 400	1F	19	134.41	131.62	146.0	100	118	132	32	156
		20 XH 400	1F	20	141.49	138.69	152.0	100	118	132	32	157
		21 XH 400	1F	21	148.56	145.77	160.0	110	118	132	32	158
		22 XH 400	1F	22	155.64	152.84	170.0	110	118	132	32	159
		24 XH 400	1F	24	169.79	166.99	184.0	120	118	132	32	161
		25 XH 400	1F	25	176.86	174.07	188.0	120	118	132	32	162
		26 XH 400	1F	26	183.93	181.14	196.0	120	118	132	32	163
		27 XH 400	1F	27	191.01	188.22	205.0	120	118	132	32	164
		28 XH 400	1F	28	198.09	195.29	212.0	150	118	132	32	165
		30 XH 400	1F	30	212.23	209.44	227.0	150	118	132	32	167
		32 XH 400	1F	32	226.38	223.59	240.0	150	118	132	32	169
		34 XH 400	1F	34	240.53	237.74	256.0	150	118	132	32	170
		CAST-IRON	WITHOUT FLANGE	*38 XH 400	4	38	268.83	266.03	-	150	118	132
*40 XH 400	4			40	282.98	280.18	-	150	118	132	32	-
*48 XH 400	4			48	339.57	336.78	-	175	118	132	32	-
*60 XH 400	4			60	424.47	421.67	-	175	118	132	32	-
*72 XH 400	4			72	509.36	506.56	-	175	118	132	32	-
*84 XH 400	4			84	594.25	591.45	-	175	118	132	32	-
*96 XH 400	4			96	679.15	676.35	-	175	118	132	32	-
*120 XH 400	4			120	848.93	846.14	-	175	118	132	32	-





Type 1F



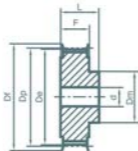
Type 4

## XXH200 PITCH 1 1/4" 31.75mm

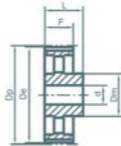
INFO		Size	Type	Z	Dp	De	Df	Dm	F	L	d	Flange No.
STEEL	WITH FLANGF	18 XXH 200	1F	18	181.91	178.87	198.0	140	64.2	100	28	163
		20 XXH 200	1F	20	202.13	199.08	212.0	150	64.2	100	28	165
		22 XXH 200	1F	22	222.34	219.29	240.0	150	64.2	100	28	169
		24 XXH 200	1F	24	242.55	239.50	267.0	150	64.2	100	28	173
		26 XXH 200	1F	26	262.76	259.79	290.0	150	64.2	100	28	178
CAST-IRON	WITHOUT FLANGF	*30 XXH 200	4	30	303.19	300.14	-	150	64.2	100	28	-
		*40 XXH 200	4	40	404.25	401.21	-	150	64.2	100	28	-
		*48 XXH 200	4	48	485.10	482.06	-	175	64.2	120	32	-
		*60 XXH 200	4	60	606.38	603.33	-	175	64.2	120	32	-
		*72 XXH 200	4	72	727.66	724.61	-	175	64.2	120	38	-
		*90 XXH 200	4	90	909.57	906.52	-	175	64.2	120	38	-

## XXH300 PITCH 1 1/4" (31.75mm)

INFO		Size	Type	Z	Dp	De	Df	Dm	F	L	d	Flange No.
STEEL	WITH FLANGF	18 XXH 300	1F	18	181.91	178.87	198.0	140	91.4	110	28	163
		20 XXH 300	1F	20	202.13	199.08	212.0	150	91.4	110	28	165
		22 XXH 300	1F	22	222.34	219.29	240.0	150	91.4	110	28	169
		24 XXH 300	1F	24	242.55	239.50	267.0	150	91.4	110	28	173
		26 XXH 300	1F	26	262.76	259.79	290.0	150	91.4	110	28	178
CAST-IRON	WITHOUT FLANGF	*30 XXH 300	4	30	303.19	300.14	-	150	91.4	110	28	-
		*40 XXH 300	4	40	404.25	401.21	-	150	91.4	110	28	-
		*48 XXH 300	4	48	485.10	482.06	-	175	91.4	120	32	-
		*60 XXH 300	4	60	606.38	603.33	-	175	91.4	120	32	-
		*72 XXH 300	4	72	727.66	724.61	-	175	91.4	120	38	-
		*90 XXH 300	4	90	909.57	906.52	-	175	91.4	120	38	-



Type 1F



Type 4

## XXH400 PITCH 1 1/4" (31.75mm)

INFO		Size	Type	Z	Dp	De	Df	Dm	F	L	d	Flange No.
STEEL	WITH FLANG	18 XXH 400	1F	18	181.91	178.87	198.0	140	118.2	140	32	163
		20 XXH 400	1F	20	202.13	199.08	212.0	150	118.2	140	32	165
		22 XXH 400	1F	22	222.34	219.29	240.0	150	118.2	140	32	169
		24 XXH 400	1F	24	242.55	239.50	267.0	150	118.2	140	32	173
		26 XXH 400	1F	26	262.76	259.79	290.0	150	118.2	140	32	178
CAST-IRON	WITHOUT FLANG	*30 XXH 400	4	30	303.19	300.14	-	185	118.2	140	32	-
		*40 XXH 400	4	40	404.25	401.21	-	185	118.2	140	32	-
		*48 XXH 400	4	48	485.10	482.06	-	185	118.2	140	38	-
		*60 XXH 400	4	60	606.38	603.33	-	185	118.2	140	38	-
		*72 XXH 400	4	72	727.66	724.61	-	220	118.2	140	38	-
*90 XXH 400	4	90	909.57	906.52	-	220	118.2	140	38	-		

## XXH500 PITCH 1 1/4" 31.75mm

INFO		Size	Type	Z	Dp	De	Df	Dm	F	L	d	Flange No.
STEEL	WITH FLANG	18 XXH 500	1F	18	181.91	178.87	198.0	140	145.3	168	32	163
		20 XXH 500	1F	20	202.13	199.08	212.0	150	145.3	168	32	165
		22 XXH 500	1F	22	222.34	219.29	240.0	150	145.3	168	32	169
		24 XXH 500	1F	24	242.55	239.50	267.0	150	145.3	168	32	173
		26 XXH 500	1F	26	262.76	259.79	290.0	150	145.3	168	32	178
CAST-IRON	WITHOUT FLANG	*30 XXH 500	4	30	303.19	300.14	-	215	145.3	168	32	-
		*40 XXH 500	4	40	404.25	401.21	-	215	145.3	168	32	-
		*48 XXH 500	4	48	485.10	482.06	-	215	145.3	168	38	-
		*60 XXH 500	4	60	606.38	603.33	-	240	145.3	168	38	-
		*72 XXH 500	4	72	727.66	724.61	-	240	145.3	168	38	-
*90 XXH 500	4	90	909.57	906.52	-	240	145.3	168	38	-		



## Standard toothed bars



### MXL-0.08"

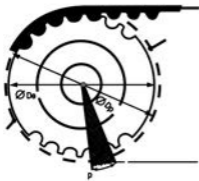
Type	Z	De	LU	L
MXL 12	12	7.26	50	75
MXL 14	14	8.56	50	75
MXL 15	15	9.19	50	75
MXL 16	16	9.83	50	75
MXL 18	18	11.12	50	75
MXL 20	20	12.42	90	120
MXL 22	22	13.72	125	140
MXL 24	24	15.01	125	140
MXL 25	25	15.67	125	140
MXL 26	26	16.31	125	140
MXL 28	28	17.60	125	140
MXL 30	30	18.90	125	140
MXL 32	32	20.19	125	140
MXL 34	34	21.49	125	140
MXL 36	36	22.78	132	140
MXL 38	38	24.06	132	140
MXL 40	40	25.37	132	140
MXL 42	42	26.67	140	160
MXL 44	44	27.94	140	160
MXL 45	45	28.60	140	160
MXL 48	48	30.53	140	160
MXL 50	50	31.83	140	160
MXL 60	60	38.30	160	160
MXL 70	70	44.78	160	160
MXL 72	72	46.05	160	160

### XL-1/5"

Type	Z	De	LU	L
XL 10	10	15.66	125	140
XL 11	11	17.28	125	140
XL 12	12	18.90	125	140
XL 13	13	20.51	125	140
XL 14	14	22.13	132	140
XL 15	15	23.75	132	140
XL 16	16	25.36	140	140
XL 17	17	26.98	140	140
XL 18	18	28.60	140	140
XL 19	19	30.22	140	140
XL 20	20	31.83	140	140
XL 21	21	33.45	160	160
XL 22	22	35.07	160	160
XL 23	23	36.60	160	160
XL 24	24	38.30	160	160
XL 25	25	39.93	160	160
XL 26	26	41.53	160	160
XL 27	27	43.15	160	160
XL 28	28	44.77	160	160
XL 29	29	46.39	160	160
XL 30	30	48.00	160	160
XL 32	32	51.24	160	160
XL 33	33	52.76	160	160
XL 34	34	54.47	160	160
XL 35	35	56.09	160	160
XL 36	36	57.70	160	160
XL 38	38	60.94	160	160
XL 39	39	62.56	160	160
XL 40	40	64.17	160	160
XL 41	41	65.79	160	160
XL 42	42	67.41	160	160
XL 43	43	69.02	160	160
XL 44	44	70.64	160	160
XL 48	48	77.11	160	160
XL 56	56	90.04	160	160
XL 60	60	96.51	160	160
XL 72	72	115.92	160	160

### L-3/8"





Type	Z	De	LU	L
L 10	10	29.56	140	140
L 11	11	32.59	140	140
L 12	12	35.62	160	160
L 13	13	38.65	160	160
L 14	14	41.68	160	160
L 15	15	44.72	160	160
L 16	16	47.75	160	160
L 17	17	50.78	160	160
L 18	18	53.81	160	160
L 19	19	56.84	160	160
L 20	20	59.88	160	160
L 21	21	62.91	160	160
L 22	22	65.94	160	160
L 23	23	68.97	160	160
L 24	24	72.00	160	160
L 27	27	81.10	160	160
L 30	30	90.20	160	160



$P$  = Pitch is the distance measured from the central line between two adjacent teeth of timing pulleys.

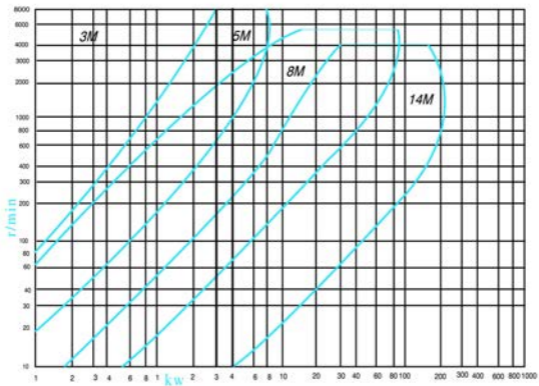
$D_p$  = Pitch circle diameter of timing pulley.

$D_e$  = External diameter of timing pulley.

SPECIFICATION OF BELT AND PULLEY	TEETH DIMENSION OF BELT
HTB 3M	
HTB 5M	
HTB 8M	
HTB 14M	

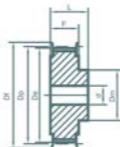


## DESIGN HORSEPOWER (HORSEPOWER SERVICE FACTOR)

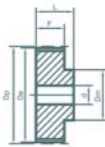




Type 0F



Type 1F



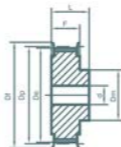
Type 8

## HTB 3M-09

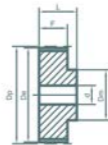
INFO		Size	Z	Type	Dp	De	Df	Dm	F	L	d	Flange No.
ALUMINIUM	WITH FLANGE	10-3M-09	10	0F	9.55	8.79	13.0	13.0	10.2	17.5	-	501
		12-3M-09	12	0F	11.46	10.70	15.0	15.0	10.2	17.5	-	502
		14-3M-09	14	0F	13.37	12.61	16.0	16.0	10.2	17.5	-	503
		15-3M-09	15	0F	14.32	13.56	17.5	17.5	10.2	17.5	-	516
		16-3M-09	16	1F	15.28	14.52	17.5	10.0	12.8	20.6	6.0	504
		18-3M-09	18	1F	17.19	16.43	20.0	11.0	12.8	20.6	6.0	505
		20-3M-09	20	1F	19.10	18.34	23.0	13.0	12.8	20.6	6.0	517
		21-3M-09	21	1F	20.05	19.29	25.0	14.0	12.8	20.6	6.0	518
		22-3M-09	22	1F	21.01	20.25	25.0	14.0	12.8	20.6	6.0	518
		24-3M-09	24	1F	22.92	22.16	25.0	14.0	12.8	20.6	6.0	518
	26-3M-09	26	1F	24.83	24.07	28.0	16.0	12.8	20.6	6.0	508	
	28-3M-09	28	1F	26.74	25.98	32.0	18.0	12.8	20.6	6.0	509	
	30-3M-09	30	1F	28.65	27.89	32.0	20.0	12.8	20.6	6.0	509	
	32-3M-09	32	1F	30.56	29.80	36.0	22.0	12.8	20.6	6.0	510	
	36-3M-09	36	1F	34.38	33.62	39.0	26.0	13.4	22.2	6.0	519	
	40-3M-09	40	1F	38.20	37.44	42.0	28.0	13.4	22.2	6.0	513	
	44-3M-09	44	1F	42.02	41.26	48.0	33.0	13.4	22.2	6.0	520	
	WITHOUT FLANGE	46-3M-09	48	8	45.84	45.08	-	33.0	13.4	22.2	8.0	-
	60-3M-09	60	8	57.30	56.54	-	33.0	13.4	22.2	8.0	-	
	72-3M-09	72	8	68.75	67.99	-	33.0	13.4	22.2	8.0	-	



Type 0F



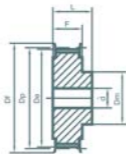
Type 1F



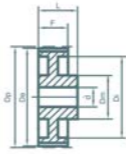
Type 8

## HTB3M-15

INFO	Size	Z	Type	Dp	De	Df	Dm	F	L	d	Flange No.	
ALUMINIUM	WITH FLANGE	10-3M-15	10	0F	9.55	8.79	13.0	13.0	17.0	26.0	-	501
		12-3M-15	12	0F	11.46	10.70	15.0	15.0	17.0	26.0	-	502
		14-3M-15	14	0F	13.37	12.61	16.0	16.0	17.0	26.0	-	503
		15-3M-15	15	0F	14.32	13.56	17.5	17.5	17.0	26.0	-	516
		16-3M-15	16	1F	15.28	14.52	17.5	10.0	19.5	26.0	4.0	504
		18-3M-15	18	1F	17.19	16.43	20.0	11.0	19.5	26.0	6.0	505
		20-3M-15	20	1F	19.10	18.34	23.0	13.0	19.5	26.0	6.0	517
		21-3M-15	21	1F	20.05	19.29	25.0	14.0	19.5	26.0	6.0	518
		22-3M-15	22	1F	21.01	20.25	25.0	14.0	19.5	26.0	6.0	518
		24-3M-15	24	1F	22.92	22.16	25.0	14.0	19.5	26.0	6.0	518
	26-3M-15	26	1F	24.83	24.07	28.0	16.0	19.5	26.0	6.0	508	
	28-3M-15	28	1F	26.74	25.98	32.0	18.0	19.5	26.0	6.0	509	
	30-3M-15	30	1F	28.65	27.89	32.0	20.0	19.5	26.0	6.0	509	
	32-3M-15	32	1F	30.56	29.80	36.0	22.0	19.5	26.0	6.0	510	
	36-3M-15	36	1F	34.38	33.62	39.0	26.0	20.0	30.0	6.0	519	
	40-3M-15	40	1F	38.20	37.44	42.0	28.0	20.0	30.0	6.0	513	
	44-3M-15	44	1F	42.02	41.26	48.0	33.0	20.0	30.0	6.0	520	
	WITHOUT FLANGE	48-3M-15	48	8	45.84	45.08	-	33.0	20.0	30.0	8.0	-
		60-3M-15	60	8	57.30	56.54	-	33.0	20.0	30.0	8.0	-
		72-3M-15	72	8	68.75	67.99	-	33.0	20.0	30.0	8.0	-



Type 1F

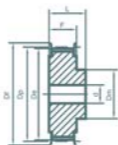


Type 3

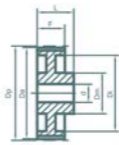
## HTB 5M-09

INFO	Size	Z	Type	Dp	De	Df	Dm	Di	F	L	d	Flange No.			
STEEL	WITH FLANGE	12-5M-09	12	1F	19.10	17.96	23.0	13.0	-	14.5	20.0	4.0	14		
		14-5M-09	14	1F	22.28	21.14	25.0	13.0	-	14.5	20.0	6.0	2		
		15-5M-09	15	1F	23.87	22.73	28.0	16.0	-	14.5	20.0	6.0	4		
		16-5M-09	16	1F	25.46	24.32	28.0	16.5	-	14.5	20.0	6.0	4		
		18-5M-09	18	1F	28.65	27.51	32.0	20.0	-	14.5	20.0	6.0	6		
		20-5M-09	20	1F	31.83	30.69	36.0	23.0	-	14.5	22.5	6.0	8		
		21-5M-09	21	1F	33.42	32.28	38.0	24.0	-	14.5	22.5	6.0	9		
		22-5M-09	22	1F	35.01	33.87	39.0	25.5	-	14.5	22.5	6.0	15		
		24-5M-09	24	1F	38.20	37.06	42.0	27.0	-	14.5	22.5	6.0	13		
		26-5M-09	26	1F	41.38	40.24	44.0	30.0	-	14.5	22.5	6.0	12		
		28-5M-09	28	1F	44.56	43.42	48.0	30.5	-	14.5	22.5	6.0	11		
		30-5M-09	30	1F	47.75	46.60	51.0	35.0	-	14.5	22.5	6.0	16		
		ALUMINIUM	WITHOUT FLANGE	32-5M-09	32	1F	50.93	49.79	54.0	38.0	-	14.5	22.5	8.0	18
				36-5M-09	36	1F	57.30	56.16	60.0	38.0	-	14.5	22.5	8.0	21
				40-5M-09	40	1F	63.66	62.52	71.0	38.0	-	14.5	22.5	8.0	25
				44-5M-09	44	3		70.03	68.89	-	38.0	54	14.5	25.5	8.0
48-5M-09	48			3		76.39	75.25	-	45.0	61	14.5	25.5	8.0	-	
60-5M-09	60			3		95.49	94.35	-	45.0	80	14.5	25.5	8.0	-	
72-5M-09	72			3		114.59	113.45	-	45.0	100	14.5	25.5	8.0	-	





Type 1F



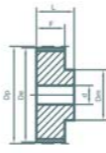
Type 3

## HTB 5M-15

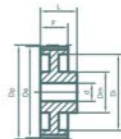
INFO		Size	Z	Type	Dp	De	Df	Dm	Di	F	L	d	Flange No.
STEEL	WITH FLANGE	12-5M-15	12	1F	19.10	17.96	23.0	13.0	-	20.5	26.0	-	14
		14-5M-15	14	1F	22.28	21.14	25.0	13.0	-	20.5	26.0	6.0	2
		15-5M-15	15	1F	23.87	22.73	28.0	16.0	-	20.5	26.0	6.0	4
		16-5M-15	16	1F	25.46	24.32	28.0	16.5	-	20.5	26.0	6.0	4
		18-5M-15	18	1F	28.65	27.51	32.0	20.0	-	20.5	26.0	6.0	6
		20-5M-15	20	1F	31.83	30.69	36.0	23.0	-	20.5	26.0	6.0	8
		21-5M-15	21	1F	33.42	32.28	38.0	24.0	-	20.5	26.0	6.0	9
		22-5M-15	22	1F	35.01	33.87	39.0	25.5	-	20.5	26.0	6.0	15
	24-5M-15	24	1F	38.20	37.06	42.0	27.0	-	20.5	28.0	6.0	13	
	25-5M-15	25	1F	41.38	40.24	44.0	30.0	-	20.5	28.0	6.0	12	
	28-5M-15	28	1F	44.56	43.42	48.0	30.5	-	20.5	28.0	6.0	11	
	30-5M-15	30	1F	47.75	46.60	51.0	35.0	-	20.5	28.0	6.0	16	
	32-5M-15	32	1F	50.93	49.79	54.0	38.0	-	20.5	28.0	8.0	18	
	36-5M-15	36	1F	57.30	56.16	60.0	38.0	-	20.5	28.0	8.0	21	
	40-5M-15	40	1F	63.66	62.52	71.0	38.0	-	20.5	28.0	8.0	25	
	ALUMINIUM	WITHOUT FLANGE	44-5M-15	44	3	70.03	68.89	-	38.0	54	20.5	30.0	8.0
48-5M-15			48	3	76.39	75.25	-	38.0	61	20.5	30.0	8.0	-
60-5M-15			60	3	95.49	94.35	-	50.0	80	20.5	30.0	8.0	-
72-5M-15			72	3	114.59	113.45	-	50.0	100	20.5	30.0	8.0	-



Type 1F



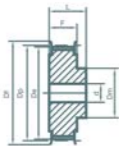
Type 8



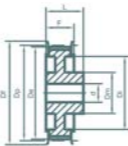
Type 3

## HTB 5M-25

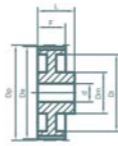
INFO		Size	Z	Type	Dp	De	Df	Dm	Di	F	L	d	Flange No.
STEEL	WITH FLANGE	12-5M-25	12	1F	19.10	17.96	23.0	13.0	-	30.5	36	-	14
		14-5M-25	14	1F	22.28	21.14	25.0	13.0	-	30.5	36	6.0	2
		15-5M-25	15	1F	23.87	22.73	28.0	16.0	-	30.5	36	6.0	4
		16-5M-25	16	1F	25.46	24.32	28.0	16.5	-	30.5	36	6.0	4
		18-5M-25	18	1F	28.65	27.51	32.0	20.0	-	30.5	36	6.0	6
		20-5M-25	20	1F	31.83	30.69	36.0	23.0	-	30.5	36	6.0	8
		21-5M-25	21	1F	33.42	32.28	38.0	24.0	-	30.5	38	6.0	9
		22-5M-25	22	1F	35.01	33.87	39.0	25.5	-	30.5	38	6.0	15
		24-5M-25	24	1F	38.20	37.06	42.0	27.0	-	30.5	38	6.0	13
		26-5M-25	26	1F	41.38	40.24	44.0	30.0	-	30.5	38	6.0	12
		28-5M-25	28	1F	44.56	43.42	48.0	30.5	-	30.5	38	6.0	11
		30-5M-25	30	1F	47.75	46.60	51.0	35.0	-	30.5	38	6.0	16
		32-5M-25	32	1F	50.93	49.79	54.0	38.0	-	30.5	38	8.0	18
		36-5M-25	36	1F	57.30	56.16	60.0	38.0	-	30.5	38	8.0	21
		40-5M-25	40	1F	63.66	62.52	71.0	38.0	-	30.5	38	8.0	25
		ALUMINIUM	WITHOUT FLANGE	44-5M-25	44	8	70.03	68.89	-	38.0	-	30.5	40
48-5M-25	48			3	76.39	75.25	-	38.0	61	30.5	40	8.0	-
60-5M-25	60			3	95.49	94.35	-	50.0	80	30.5	40	8.0	-
72-5M-25	72			3	114.59	113.45	-	50.0	100	30.5	40	8.0	-



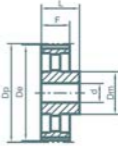
Type 1F



Type 2F



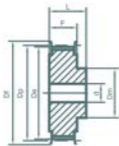
Type 3



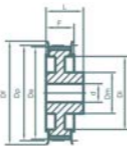
Type 4

## HTB 8M-20

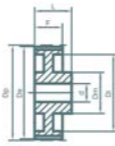
INFO		Size	Z	Type	Dp	De	Df	Dm	Di	F	L	d	Flange No.
STEEL	WITH FLANGF	22-8M-20	22	1F	56.02	54.65	60	43	-	28	38	12	53
		24-8M-20	24	1F	61.12	59.75	66	45	-	28	38	12	69
		26-8M-20	26	1F	66.21	64.85	70	48	-	28	38	12	61
		28-8M-20	28	1F	71.30	70.08	75	50	-	28	38	15	79
		30-8M-20	30	1F	76.39	75.13	82.5	55	-	28	38	15	64
		32-8M-20	32	1F	81.49	80.16	87	60	-	28	38	15	76
		34-8M-20	34	1F	86.58	85.22	91	66	-	28	38	15	66
		36-8M-20	36	1F	91.67	90.30	97	70	-	28	38	15	68
		38-8M-20	38	1F	96.77	95.39	102	75	-	28	38	15	70
		40-8M-20	40	1F	101.86	100.49	106	75	-	28	38	15	77
	44-8M-20	44	1F	112.05	110.67	120	75	-	28	38	15	75	
	48-8M-20	48	1F	122.23	120.86	128	75	-	28	38	15	78	
	56-8M-20	56	2F	142.60	141.23	150	80	116	28	38	15	85	
	64-8M-20	64	2F	162.97	161.60	168	80	137	28	38	15	90	
72-8M-20	72	2F	183.35	181.97	192	80	158	28	38	15	97		
ALUMINIUM	WITHOUT FLANGF	80-8M-20	80	3	203.72	202.35	-	90	180	28	38	15	-
		90-8M-20	90	3	229.18	227.81	-	90	204	28	38	15	-
		*112-8M-20	112	4	285.21	283.83	-	90	254	28	38	18	-
		*144-8M-20	144	4	366.69	365.32	-	90	336	28	38	20	-
		*168-8M-20	168	4	427.81	426.44	-	100	400	28	38	20	-
		*192-8M-20	192	4	488.92	487.55	-	100	460	28	38	20	-



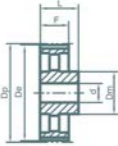
Type 1F



Type 2F



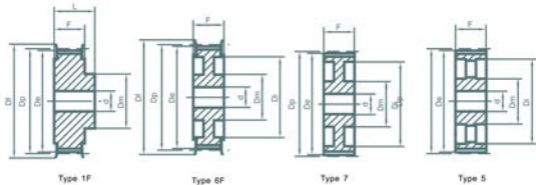
Type 3



Type 4

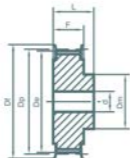
## HTB 8M-30

INFO		Size	Z	Type	Dp	De	Df	Dm	Di	F	L	d	Flange No.
STEEL	WITH FLANGE	22-8M-30	22	1F	56.02	54.65	60	43	-	36	48	12	53
		24-8M-30	24	1F	61.12	59.75	66	45	-	36	48	12	69
		26-8M-30	26	1F	66.21	64.85	70	48	-	36	48	12	61
		28-8M-30	28	1F	71.30	70.08	75	50	-	36	48	15	79
		30-8M-30	30	1F	76.39	75.13	82.5	55	-	36	48	15	73
		32-8M-30	32	1F	81.49	80.16	87	60	-	36	48	15	76
		34-8M-30	34	1F	86.58	85.22	91	66	-	36	48	15	66
		36-8M-30	36	1F	91.67	90.30	97	70	-	36	48	15	68
		38-8M-30	38	1F	96.77	95.39	102	75	-	36	48	15	70
		40-8M-30	40	1F	101.86	100.49	106	75	-	36	48	15	77
		44-8M-30	44	1F	112.05	110.67	120	75	-	36	48	15	75
		48-8M-30	48	1F	122.23	120.86	128	75	-	36	48	15	78
		56-8M-30	56	2F	142.60	141.23	150	90	116	36	48	15	85
		64-8M-30	64	2F	162.97	161.60	168	90	137	36	48	15	90
72-8M-30	72	2F	183.35	181.97	192	95	158	36	48	15	97		
CAST-IRON	WITHOUT FLANGE	80-8M-30	80	3	203.72	202.35	-	100	180	36	48	15	-
		90-8M-30	90	3	229.18	227.81	-	100	204	36	48	15	-
		112-8M-30	112	4	285.21	283.83	-	100	254	36	48	18	-
		144-8M-30	144	4	366.69	365.32	-	100	336	36	48	20	-
		168-8M-30	168	4	427.81	426.44	-	100	400	36	48	20	-
		192-8M-30	192	4	488.92	487.55	-	100	460	36	48	20	-

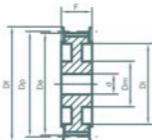


## HTB 8M-50

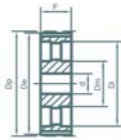
INFO	Size	Z	Type	Dp	De	Df	Dm	Di	F	L	d	Flange No.	
STEEL	WITH FLANGF	22-8M-50	22	1F	56.02	54.65	60	43	-	60	70	-	53
		24-8M-50	24	1F	61.12	59.75	66	45	-	60	70	-	69
		26-8M-50	26	1F	66.21	64.85	70	48	-	60	70	-	61
		28-8M-50	28	1F	71.30	70.08	75	50	-	60	70	-	79
		30-8M-50	30	1F	76.39	75.13	82.5	55	-	60	70	-	73
		32-8M-50	32	1F	81.49	80.16	87	60	-	60	70	-	76
		34-8M-50	34	1F	86.58	85.22	91	66	-	60	70	-	66
	36-8M-50	36	1F	91.67	90.30	97	70	-	60	70	-	68	
	38-8M-50	38	1F	96.77	95.39	102	75	-	60	70	-	70	
	40-8M-50	40	1F	101.86	100.49	106	75	-	60	70	-	77	
	44-8M-50	44	1F	112.05	110.67	120	75	-	60	70	-	75	
	48-8M-50	48	1F	122.23	120.86	128	80	-	60	70	-	78	
	56-8M-50	56	2F	142.60	141.23	150	90	116	60	60	18	85	
	64-8M-50	64	2F	162.97	161.60	168	100	137	60	60	18	90	
72-8M-50	72	2F	183.35	181.97	132	100	158	60	60	18	97		
CAST-IRON	WITHOUT FLANGF	80-8M-50	80	7	203.72	202.35	-	110	180	60	60	18	-
		90-8M-50	90	7	229.18	227.81	-	110	204	60	60	18	-
	112-8M-50	112	5	285.21	283.83	-	110	254	60	60	18	-	
	144-8M-50	144	5	366.69	365.32	-	110	336	60	60	20	-	
	168-8M-50	168	5	427.81	426.44	-	120	400	60	60	20	-	
	192-8M-50	192	5	488.92	487.55	-	130	460	60	60	20	-	



Type 1F



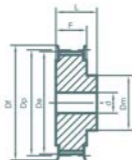
Type 6F



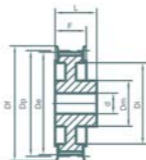
Type 5

## HTB 8M-85

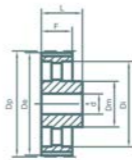
INFO		Size	Z	Type	Dp	De	Df	Dm	Di	F	L	d	Flange No.
STEEL	WITH FLANGE	22-8M-85	22	1F	56.02	54.85	60	43	-	95	105	-	53
		24-8M-85	24	1F	61.12	59.75	66	45	-	95	105	-	69
		26-8M-85	26	1F	66.21	64.85	70	48	-	95	105	-	61
		28-8M-85	28	1F	71.30	70.08	75	50	-	95	105	-	79
		30-8M-85	30	1F	76.39	75.13	82.5	55	-	95	105	-	73
		32-8M-85	32	1F	81.49	80.16	87	60	-	95	105	-	76
		34-8M-85	34	1F	86.58	85.22	91	66	-	95	105	-	66
		36-8M-85	36	1F	91.67	90.30	97	70	-	95	105	-	68
		38-8M-85	38	1F	96.77	95.39	102	75	-	95	105	-	70
		40-8M-85	40	1F	101.86	100.49	106	75	-	95	105	-	77
		44-8M-85	44	1F	112.05	110.67	120	75	-	95	105	-	75
		48-8M-85	48	1F	122.23	120.86	128	80	-	95	105	-	78
		56-8M-85	56	1F	142.60	141.23	150	90	-	95	105	20	85
		64-8M-85	64	6F	162.97	161.60	168	100	137	95	95	20	90
72-8M-85	72	6F	183.35	181.97	192	100	158	95	95	20	97		
CAST-IRON	WITHOUT FLANGE	80-8M-85	80	5	203.72	202.35		110	180	95	95	20	-
		90-8M-85	90	5	229.18	227.81		110	204	95	95	20	-
		112-8M-85	112	5	285.21	283.83		110	254	95	95	24	-
		144-8M-85	144	5	366.69	365.32		110	336	95	95	24	-
		*168-8M-85	168	5	427.81	426.44		120	400	95	95	24	-
*192-8M-85	192	5	488.92	487.55		130	460	95	95	24	-		



Type 1F



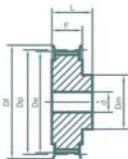
Type 2F



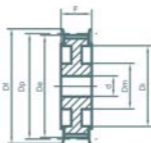
Type 4

## HTB 14M-40

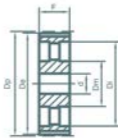
INFO		Size	Z	Type	Dp	De	Df	Dm	Di	F	L	d	Flange No.
STEEL	WITH FLANGF	28-14M-40	28	1F	124.78	122.12	128	100	-	54	69	24	153
		*29-14M-40	29	1F	129.23	126.57	138	100	-	54	69	24	154
		30-14M-40	30	1F	133.69	130.99	138	100	-	54	69	24	154
		32-14M-40	32	1F	142.60	139.88	154	100	-	54	69	24	160
		34-14M-40	34	1F	151.52	148.79	160	100	-	54	69	24	166
		36-14M-40	36	1F	160.43	157.68	168	100	-	54	69	24	168
		38-14M-40	38	1F	169.34	166.60	183	120	-	54	69	24	172
		40-14M-40	40	1F	178.25	175.49	188	120	-	54	69	24	162
		44-14M-40	44	1F	196.08	193.28	211	120	-	54	69	24	175
		48-14M-40	48	2F	213.90	211.11	226	135	170	54	69	24	180
CAST-IRON	WITHOUT FLANGF	56-14M-40	56	2F	249.55	246.76	256	135	207	54	69	28	182
		64-14M-40	64	2F	285.21	282.41	296	135	240	54	69	28	184
		72-14M-40	72	4	320.86	318.06	-	135	278	54	69	28	-
		80-14M-40	80	4	356.51	353.71	-	135	314	54	69	28	-
		90-14M-40	90	4	401.07	398.28	-	135	358	54	69	28	-
		112-14M-40	112	4	499.11	496.32	-	135	456	54	69	28	-
		*144-14M-40	144	4	641.71	638.92	-	135	600	54	69	28	-
		*168-14M-40	168	4	748.66	745.87	-	135	706	54	69	28	-
		*192-14M-40	192	4	855.62	852.82	-	135	813	54	69	28	-
		*216-14M-40	216	4	962.57	959.76	-	150	920	54	69	28	-



Type 1F



Type 6F

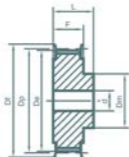


Type 5

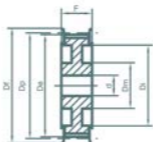
## HTB 14M-55

INFO		Size	Z	Type	Dp	De	Df	Dm	Di	F	L	d	Flange No.
STEEL	WITH FLANGE	28-14M-55	28	1F	124.78	122.12	128	100	-	70	85	24	153
		*29-14M-55	29	1F	129.23	126.57	138	100	-	70	85	24	154
		30-14M-55	30	1F	133.69	130.99	138	100	-	70	85	24	154
		32-14M-55	32	1F	142.60	139.88	154	100	-	70	85	24	160
		34-14M-55	34	1F	151.52	148.79	160	100	-	70	85	24	166
		36-14M-55	36	1F	160.43	157.68	168	100	-	70	85	24	168
		38-14M-55	38	1F	169.34	166.6	183	120	-	70	85	24	172
		40-14M-55	40	1F	178.25	175.49	188	120	-	70	85	24	162
		44-14M-55	44	1F	196.08	193.28	211	120	-	70	85	24	175
		48-14M-55	48	6F	213.90	211.11	226	135	170	70	70	24	180
CAST-IRON	WITHOUT FLANGE	56-14M-55	56	6F	249.55	246.76	256	135	207	70	70	28	182
		64-14M-55	64	6F	285.21	282.41	296	135	240	70	70	28	184
		72-14M-55	72	5	320.86	318.06	-	135	278	70	70	28	-
		80-14M-55	80	5	356.51	353.71	-	135	314	70	70	28	-
		90-14M-55	90	5	401.07	398.28	-	135	358	70	70	28	-
		112-14M-55	112	5	499.11	496.32	-	135	456	70	70	28	-
		144-14M-55	144	5	641.71	638.92	-	135	600	70	70	28	-
		168-14M-55	168	5	748.66	745.87	-	135	706	70	70	28	-
		192-14M-55	192	5	855.62	852.82	-	135	813	70	70	28	-
		*216-14M-55	216	5	962.57	959.76	-	150	920	70	70	28	-

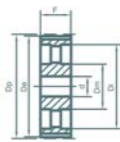




Type 1F



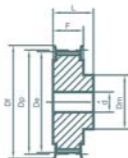
Type 6F



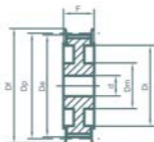
Type 5

## HTB 14M-85

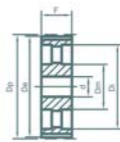
INFO		Size	Z	Type	Dp	De	Df	Dm	Di	F	L	d	Flange No.
STEEL	WITH FLANGE	28-14M-85	28	1F	124.78	122.12	128	100	-	102	117	-	153
		*29-14M-85	29	1F	129.23	126.57	138	100	-	102	117	-	154
		30-14M-85	30	1F	133.69	130.99	138	100	-	102	117	-	154
		32-14M-85	32	1F	142.60	139.88	154	100	-	102	117	-	160
		34-14M-85	34	1F	151.52	148.79	160	100	-	102	117	-	166
		36-14M-85	36	1F	160.43	157.68	168	100	-	102	117	-	168
		38-14M-85	38	1F	169.34	166.60	183	120	-	102	117	-	172
		40-14M-85	40	1F	178.25	175.49	188	136	-	102	117	-	162
		44-14M-85	44	1F	196.08	193.28	211	136	-	102	117	-	175
		48-14M-85	48	1F	213.90	211.11	226	150	-	102	117	-	180
CAST-IRON	WITHOUT FLANGE	56-14M-85	56	6F	249.55	246.76	256	150	207	102	102	32	182
		64-14M-85	64	6F	285.21	282.41	296	150	240	102	102	32	184
		72-14M-85	72	6	320.86	318.06	-	150	278	102	102	32	-
		80-14M-85	80	6	356.51	353.71	-	150	314	102	102	32	-
		90-14M-85	90	6	401.07	398.28	-	150	358	102	102	32	-
		112-14M-85	112	6	499.11	496.32	-	150	456	102	102	32	-
		144-14M-85	144	6	641.71	638.92	-	150	600	102	102	32	-
		168-14M-85	168	6	748.66	745.87	-	150	706	102	102	32	-
		192-14M-85	192	6	855.62	852.82	-	165	813	102	102	32	-
		*216-14M-85	216	6	962.57	959.76	-	165	920	102	102	32	-



Type 1F



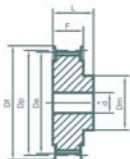
Type 6F



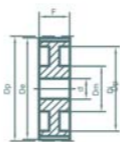
Type 5

## HTB 14M-115

INFO	Size	Z	Type	Dp	De	Df	Dm	Di	F	L	d	Flange No.	
STEEL	WITH FLANGE	28-14M-115	28	1F	124.78	122.12	128	100	-	133	148	-	153
		*29-14M-115	29	1F	129.23	126.57	138	100	-	133	148	-	154
		30-14M-115	30	1F	133.69	130.99	138	100	-	133	148	-	154
		32-14M-115	32	1F	142.60	139.88	154	100	-	133	148	-	160
		34-14M-115	34	1F	151.52	148.79	160	100	-	133	148	-	166
		35-14M-115	35	1F	160.43	157.68	168	120	-	133	148	-	168
		35-14M-115	38	1F	169.34	166.60	183	120	-	133	148	-	172
		40-14M-115	40	1F	178.25	175.49	188	135	-	133	148	-	162
		44-14M-115	44	1F	196.08	193.28	211	140	-	133	148	-	175
		48-14M-115	48	1F	213.90	211.11	226	150	-	133	148	-	180
56-14M-115	56	1F	249.55	246.76	256	150	-	133	148	-	182		
CAST-IRON	WITHOUT FLANGE	64-14M-115	64	6F	285.21	282.41	296	150	240	133	133	32	184
		72-14M-115	72	5	320.86	318.06	-	150	278	133	133	32	-
		80-14M-115	80	5	356.51	353.71	-	150	314	133	133	32	-
		90-14M-115	90	5	401.07	398.28	-	150	358	133	133	32	-
		112-14M-115	112	5	499.11	496.32	-	150	456	133	133	32	-
		144-14M-115	144	5	641.71	638.92	-	165	600	133	133	32	-
		168-14M-115	168	5	748.66	745.87	-	165	706	133	133	32	-
		192-14M-115	192	5	855.62	852.82	-	165	813	133	133	32	-
*216-14M-115	216	5	962.57	959.76	-	165	920	133	133	32	-		



Type 1F



Type 7



Type 5

## HTB 14M-170

INFO		Size	Z	Type	Dp	De	Df	Dm	Di	F	L	d	Flange No.
STEEL	WITH FLANGF	28-14M-170	28	1F	124.78	122.12	128	100	-	187	202	-	153
		*29-14M-170	29	1F	129.23	126.57	138	100	-	187	202	-	154
		30-14M-170	30	1F	133.89	130.99	138	100	-	187	202	-	154
		32-14M-170	32	1F	142.60	139.88	154	100	-	187	202	-	160
		34-14M-170	34	1F	151.52	148.79	160	100	-	187	202	-	166
		36-14M-170	36	1F	160.43	157.68	168	120	-	187	202	-	168
		38-14M-170	38	1F	169.34	166.60	183	135	-	187	202	-	172
		40-14M-170	40	1F	178.25	175.49	188	140	-	187	202	-	162
		*44-14M-170	44	1F	196.08	193.28	211	160	-	187	202	-	175
		*48-14M-170	48	1F	213.90	211.11	226	160	-	187	202	-	180
*56-14M-170	56	1F	249.55	246.76	256	160	-	187	202	-	182		
*64-14M-170	64	1F	285.21	282.41	296	180	-	187	202	-	184		
CAST-IRON	WITHOUT FLANGF	*72-14M-170	72	2	320.86	318.06	-	180	278	187	187	32	-
		80-14M-170	80	2	356.51	353.71	-	180	314	187	187	32	-
		90-14M-170	90	2	401.07	398.28	-	180	358	187	187	38	-
		112-14M-170	112	2	499.11	496.32	-	200	456	187	187	38	-
		144-14M-170	144	2	641.71	638.92	-	220	600	187	187	38	-
		168-14M-170	168	2	748.66	745.87	-	220	706	187	187	38	-
		*192-14M-170	192	2	855.61	852.82	-	220	813	187	187	38	-
		*216-14M-170	216	2	962.57	959.76	-	220	920	187	187	38	-